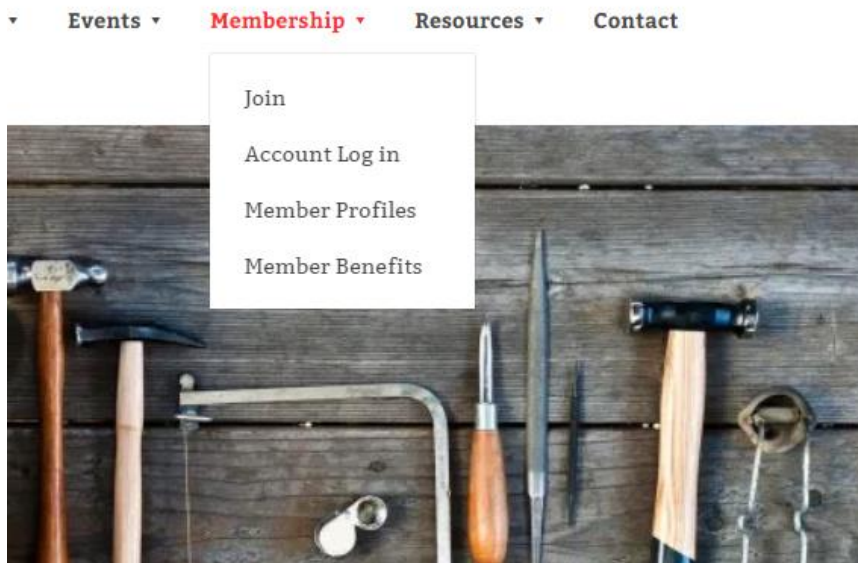


How to Update your profile at Metal Arts Guild SF

1. Go to <https://www.metalartsguildsf.org/>



2. On the Home page click on the Membership than **Account Log in**



3. Sign in with your email and password.

Account Log in

- Sign In with your email and password.

Email

Password

4. You can now update About section and Profile Section per your preference.

Account Log in

About

Profile

FAQS

Sign Out

- Do not list in directory
- Do not show street address in profile
- Privacy: Do not show phone number

BUSINESS CARD [?](#) LEARN MORE

Click areas on card to upload logo or edit tagline:

[Click here to delete the current image.](#)

Photo you
would like
to be
featured on
your Profile

Your Name




PROFILE GALLERY [?](#) LEARN MORE

Upload pictures to to your profile, or click an image to delete:










Your Profile
picture

Photos of your
Artwork



PROFILE DESCRIPTION [? LEARN MORE](#)

Describe your products & services:

Edit  **B** *I* U      

Describe your line of work

E.g.: Fine Jewelry

SOCIAL LINKS

LinkedIn	<input type="text"/>
Facebook	<input type="text" value="Your Facebook"/>
Twitter	<input type="text"/>
BBB	<input type="text"/>
Google+	<input type="text"/>
Yelp	<input type="text"/>
Youtube	<input type="text"/>
Pinterest	<input type="text"/>
Instagram	<input type="text" value="Your instagram"/>

✓ Save & Continue

Skip

5. **Save and Continue.** Your Profile has been updated!

If you have any problems or concerns please contact us at metalartsguildsf@gmail.com